

Planning

Guide

Location

**Installation
Considerations**

Accessibility

Equipment Access

**Delivery and
Installation**

**Electrical
Requirements**

Options

OVERVIEW

Ideal for aquatic exercise and therapy, our WaterWell® provides chest-deep water in a freestanding package that fits just about anywhere. Warm water is perfect for relieving pain and stiffness in muscles and joints. The natural buoyancy of water supports your body and eases mobility. Available in multiple sizes and depths, the WaterWell is an Endless Pool without the swim current. Simple to install, the WaterWell is completely self-contained. All filtration, heating and sanitizing equipment fits beneath the skirting and plugs into a dedicated 220v, 30 amp GFCI circuit.

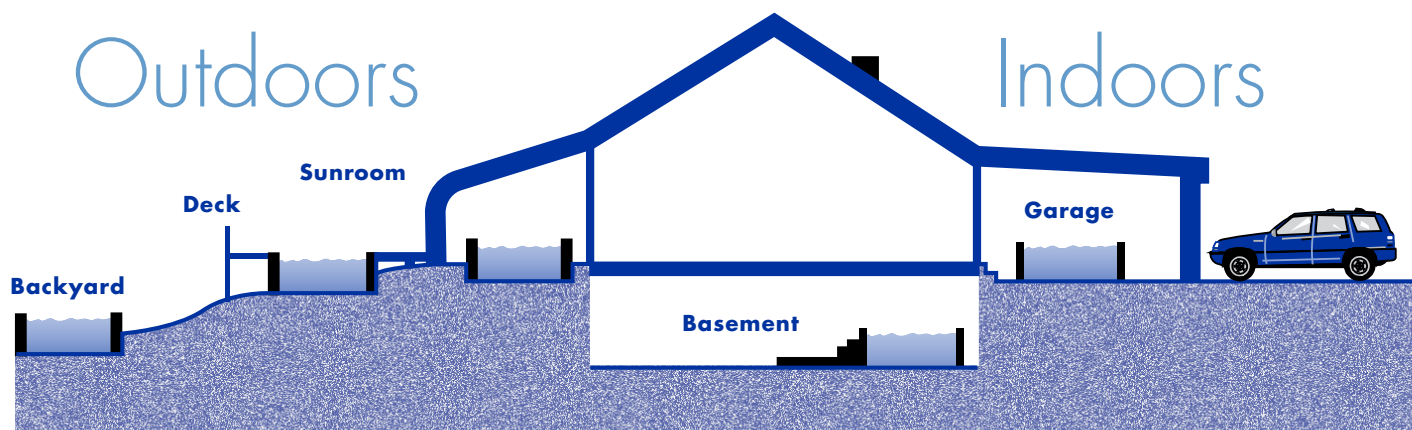
CHOOSING A LOCATION FOR YOUR WATERWELL

The modular construction of the WaterWell allows you to install it indoors in existing spaces and enjoy water exercise and therapy on your schedule. Basements, garages, any ground floor space will do. The panels, which bolt together to form the WaterWell fit easily through any doorway. Our 4'6" tall model is comprised of 3' and 4' wide panels which can be handled by one person during assembly. Our 3'6" and 4'0" tall models utilize 6', 7', 8' and 9' long panels.

Typically the WaterWell is assembled on a concrete floor and slid into a corner or against a wall. Any near-level surface will do. While a floor with a slope no greater than an inch across the length of the WaterWell is best, our optional floor leveling

system allows installations on floors with slopes as great as 3". The 4'6" WaterWell exerts an evenly distributed load of about 270 lbs/sq ft.

The WaterWell is completely self-contained. On-going access is only required to the front panel where all of the equipment is located under the skirting. Additional access is required when optional hydrotherapy jets are selected. Consequently, the space allocated for your WaterWell can be quite small. We recommend using our Layout Kit and sketching your desired location and the size WaterWell that fits in that space.



SPECIFICATIONS:

- WaterWell exercise area: 6' x 6' (1.83m x 1.83m) to 9' x 15' (2.74m x 4.57m) in 1' (0.3m) increments
- Water depth: 39" (1m), 45" (1.14m) or 51" (1.3m) with custom deeper areas to 72" (1.8m)
- Water Quality System
 - Skimmer with integrated cartridge type filter for easy maintenance
 - Electric heater/controller
 - Nature2 water purifier reduces the need for chlorine
 - Digital Poolside Controls with LED display
- Interior Bench Seat
- Interior Steps

OPTIONS:

- Synthetic Coping System
- Aluminum Coping System
- Underwater Treadmill
- Retractable Security Cover
- Stainless Steel Grab Bars
- Synthetic Skirting System
- Underwater Lights
- Exterior Stairs
- Interior Stairs
- Hydrotherapy Jets

ASSEMBLY AND EQUIPMENT INSTALLATION

Like our original Endless Pool, the WaterWell® is constructed using rugged, 14 gauge, galvanized steel panels and a durable membrane. This modular construction is what allows us to offer the flexibility of many different sizes to suit your needs. The panels bolt together easily using the hardware provided. A WaterWell is an ideal DIY project, or can be assembled by one of our 200 plus Factory Trained Installers. These independent contractors have all been trained at our facility and have prior experience installing Endless Pools. The system is truly plug and play and once assembled will offer years of service as an ideal place to exercise and relax in warm, comforting water.

WATER QUALITY SYSTEM WITH DIGITAL CONTROLS

The Water Quality System is installed on the front panel of your WaterWell under the skirting. The skimmer/filter (1), circulating pump (2), and heater/controller (3) are plumbed together with simple unions greatly simplifying installation. The system is pre-wired and each component connects to the heater/controller with colorcoded plugs. User friendly computerized controls allow you to set the water temperature and control optional lights and hydrotherapy jets. The super efficient circulating pump (110 watts) not only saves energy but is also whisper quiet. The washable filter and Nature 2 copper/silver cartridge are easily replaced from inside the pool. The entire system plugs into a dedicated 220 volt, 30 amp GFCI circuit. While you might consider plumbing in a faucet over the WaterWell for convenience, users typically fill and drain with a garden hose.



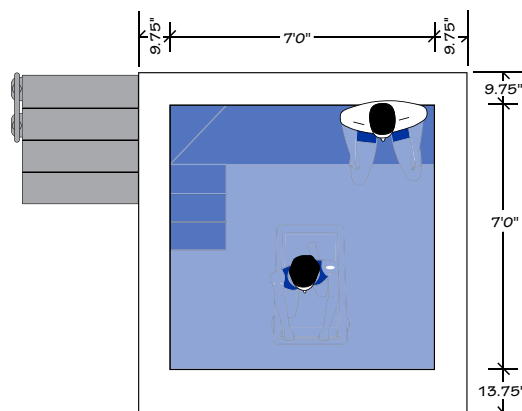

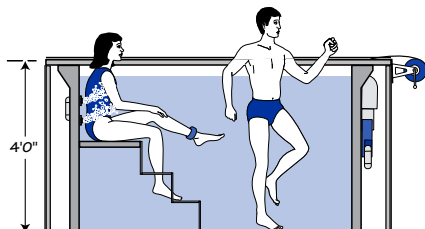
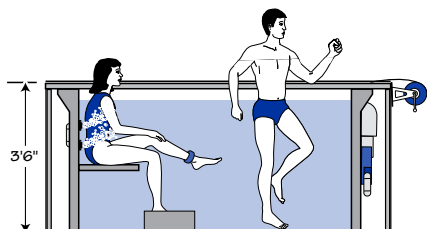
Poolside Digital Controls

SIZE AND DEPTH

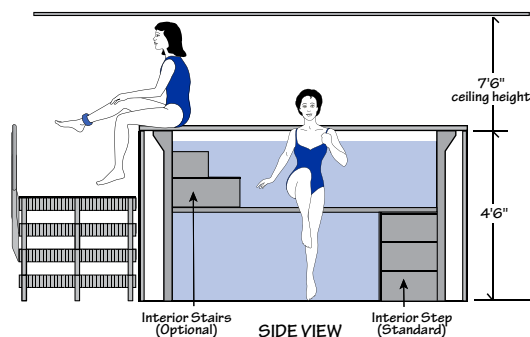
The modular construction of the WaterWell allows you to choose your desired size and your desired depth. Our standard 7' x 7' (inside dimension) model can easily accommodate two people, but our customers frequently choose larger models to provide a little more room and to accommodate multiple users. We even make a 6' x 6' unit for tight spaces. To best determine how much room you need, consider your water-based exercises and activities. The WaterWell is available in one foot increments from 6' x 6' up to 9' x 15'.

Since it is the buoyancy effect of water that makes aquatic exercise and therapy so useful, choosing the correct water depth is important. We offer four different wall heights to suit your needs, with each providing a different depth of water. Minor adjustments to water depth can be accomplished by fill level.

Wall height, of course, also affects egress. Stairs are typically used to access the WaterWell. We offer stair kits in a variety of sizes. When considering access assume that you sit on the edge of the WaterWell before entering the water. With our 4'6" tall WaterWell, for example, our 4 step kit stands 32" tall and the WaterWell extends another 22" providing a comfortable seating height.

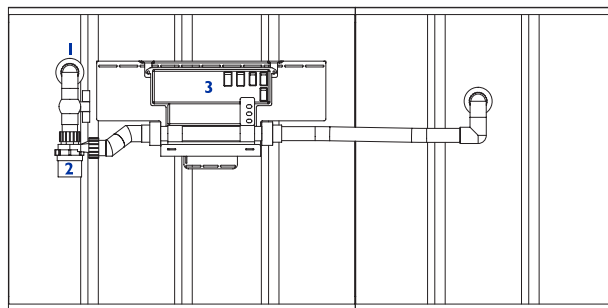


TOP VIEW



SIDE VIEW

Water Quality System
Panel Elevation - Exterior



OPTIONS:

COPING

The top edge of the WaterWell® is finished with your choice of coping materials. While you can use any custom material to match your décor including tile, wood, or a synthetic material we recommend our pre-engineered systems. Utilizing a cast synthetic material impervious to water and both warm to the touch and rugged, our synthetic coping option (indoor pools) includes 9-3/4" wide deck boards and corners with ship-lapped joints and premitred corners. The system installs quickly and easily with stainless steel fasteners and comes in five standard colors. At the front of the WaterWell our coping system extends an extra 4" providing a 13-3/4" wide surface covering the Water Quality System mounted on the exterior of the front panel.

Our extruded Aluminum Coping is perfect for either indoor or outdoor installations and is simple to install. The coping is 1-3/8" thick and 8" wide and can be painted to match any décor. Alternatively, the 6-3/8" snap strip can be removed and replaced with an insert of wood, tile or any material you choose for a truly unique look.

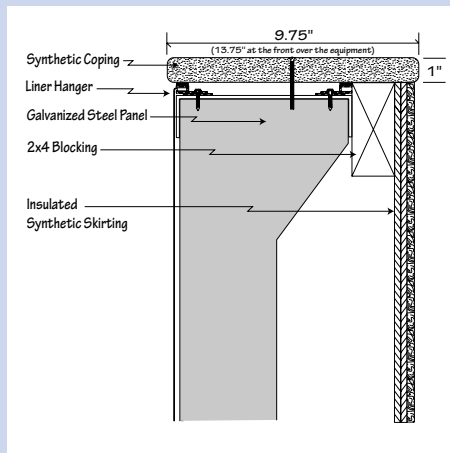
INSULATED SKIRTING

Our Synthetic Skirting option is designed to finish off the exposed walls of the WaterWell. The pool can be sided with any material, but our tongue and groove skirting system utilizes a maintenance free, water-proof board pre-cut to length and assembled into panels that installs quickly and fits neatly beneath our coping. Corner treatments and all required hardware are provided.

INTERIOR STAIRS

The WaterWell interior entry stairs is designed for fully in-ground pool installations. The stair provides "walk-in" capability for those with special needs. The steps are made of the same material as the interior bench with slip resistant treads. The steps mount with stainless steel screws to the pool walls and accommodates any coping height or material.

Endless Pools
1601 Dutton Mill Rd
Aston, PA 19014-2831
www.endlesspools.com
swim@endlesspools.com
800.732-8660 US
610.497.8676 Local
610.497.9328 Fax



HYDROTHERAPY JETS

The hydrotherapy benefits of the WaterWell can be supplemented with the addition of 4 concentrated hydrotherapy jets powered by a separate pump. The optional jets are ideal for therapy and relaxation, and are typically installed above the bench on the rear wall of the pool. They may also be installed in a vertical array on either side wall for targeted therapy while standing. Access must be maintained to the pool wall where jets are installed. The 3/4 HP jet pump is typically installed on the floor at the front of the WaterWell, under the 13 3/4" wide coping, behind the skirting. The pump simply plugs into the heater/controller using a color coded plug. The jets are turned on and off using the poolside keypad.



STAIR KIT WITH HANDRAIL

While many of our customers deck up around their WaterWell, a simple set of stairs is the easiest way to access the unit. We offer lightweight yet extremely durable stairs with three or four risers and integrated handrails for an added measure of safety. These stairs are 36" wide with 8" risers and 12" treads. With a capacity of 400 pounds the stairs are attractive, durable and non-slip.



UNDERWATER TREADMILL

In addition to traditional aquatic exercises and therapy protocols, many of our customers find an underwater treadmill a useful option for water walking/jogging. People recovering from hip and knee replacement surgery or trying to avoid such surgery often benefit from walking without the jarring of land-based exercise. Designed as a manual or hydraulically powered unit a treadmill turns your WaterWell into a complete home gym. They are typically installed in pools with deeper panels.

RETRACTABLE SECURITY COVER

The WaterWell comes standard with a floating solar blanket that holds in heat and prevents evaporation. It is not a safety cover, however. If you wish to control access to your WaterWell by children or pets, we recommend our retractable security cover that rolls easily on and off the pool. Leave 2' 6" of space from the inside wall of the WaterWell to the wall of the room for the roller mechanism. Since the cover roller is typically mounted at the front end where the equipment is located, access for equipment servicing beneath the cover is thus assured. We use a heavy grade, polyester mesh reinforced, cover fabric for added strength and durability.



UNDERWATER LIGHTS

Underwater lights are an attractive addition to your WaterWell. Mounted on the front panel, along with the other equipment, these long-life, high efficiency LED lights connect to the heater/controller using a color coded plug. The lights are turned on and off at the poolside keypad.